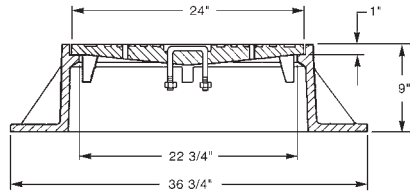


R-1658
Manhole Frame, Vented Lid

Heavy Duty

Furnished with twenty 1/2" diameter vent holes, Type C drop handle and pickhole. If vent holes not required, specify solid lid.

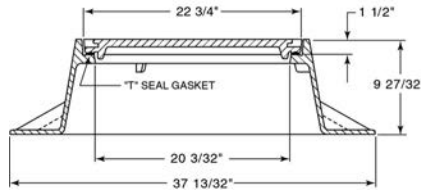


Available Grate: **R-2412-A1**
(see **Inlet Frames & Grates. R-2000 Series** table)

R-1661
Manhole Frame, Solid Gasketed Lid

Heavy Duty

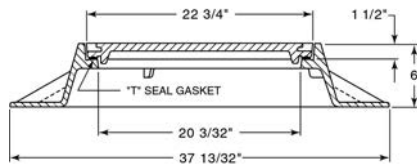
Non-Rocking feature available, see p. 12.



Available Grate: **R-2471**
(see **Catch Basin Inlets. R-2000 Series** table)

R-1661-A
Manhole Frame, Solid Gasketed Lid

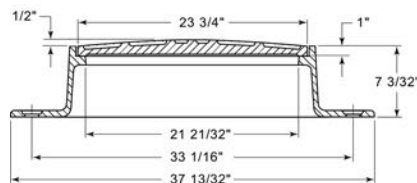
Heavy Duty



R-1664-A
Manhole Frame, Vented Lid

Heavy Duty

Furnished with four 1" anchor holes on 33-1/16" diameter bolt circle. Specify if solid lid required.



Available Grate: **R-2680**